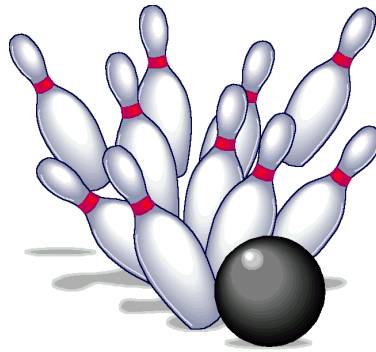
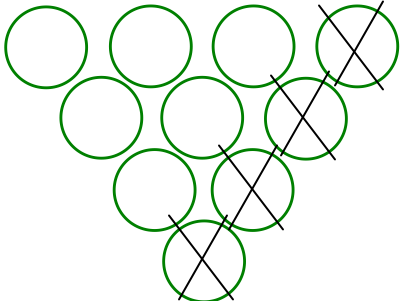


# Subtraction Bowling

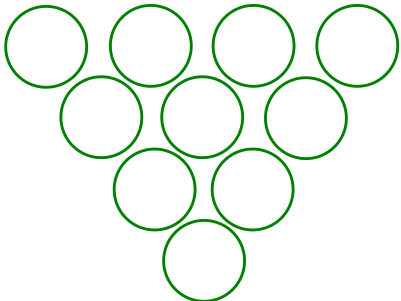


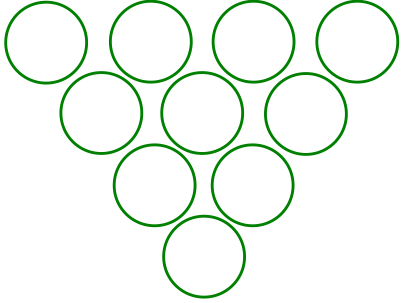
Instructions: Roll the ball two times and put an X through the pins you know down. When your turn is done, record a number sentence that represents your bowl.

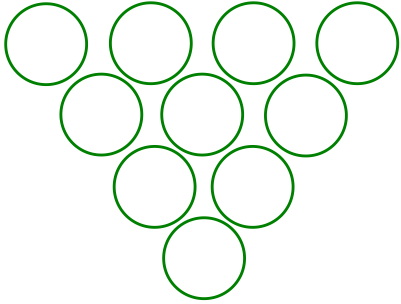
Example:

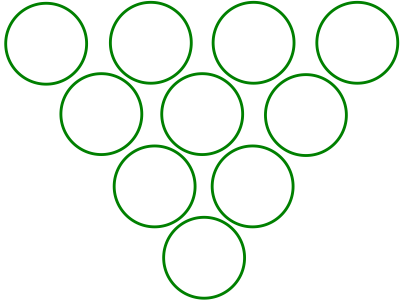
Mark the pins	Record a number sentence
 A diagram of ten bowling pins arranged in a triangular pattern. The four pins on the right side of the triangle are each marked with a large 'X' through them, indicating they have been struck down.	$10 - 4 = 6$

Your Turn:

Mark the pins	Record a number sentence
 A diagram of ten bowling pins arranged in a triangular pattern. None of the pins are marked with an 'X'.	

Mark the pins	Record a number sentence
	

Mark the pins	Record a number sentence
	

Mark the pins	Record a number sentence
	

Mark the pins	Record a number sentence
