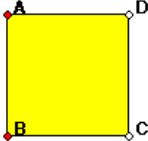
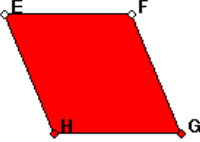

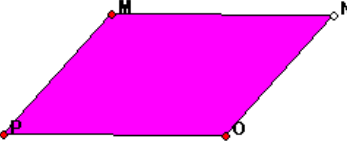
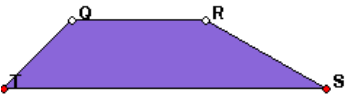


Exploring Quadrilaterals

Your task: to find as many characteristics as you can for each of these special quadrilaterals. Drag each one around in order to test your ideas. Make sure you watch how the angle and side measurements change. When you find a characteristic that holds true, record it on the worksheet next to the shape.

Shape	Characteristics
<p data-bbox="354 512 457 541">square</p> 	
<p data-bbox="342 779 469 808">rhombus</p> 	
<p data-bbox="337 1062 472 1092">rectangle</p> 	
<p data-bbox="302 1339 508 1369">parrallelogram</p> 	
<p data-bbox="337 1623 472 1652">trapezoid</p> 	

quadrilateral

